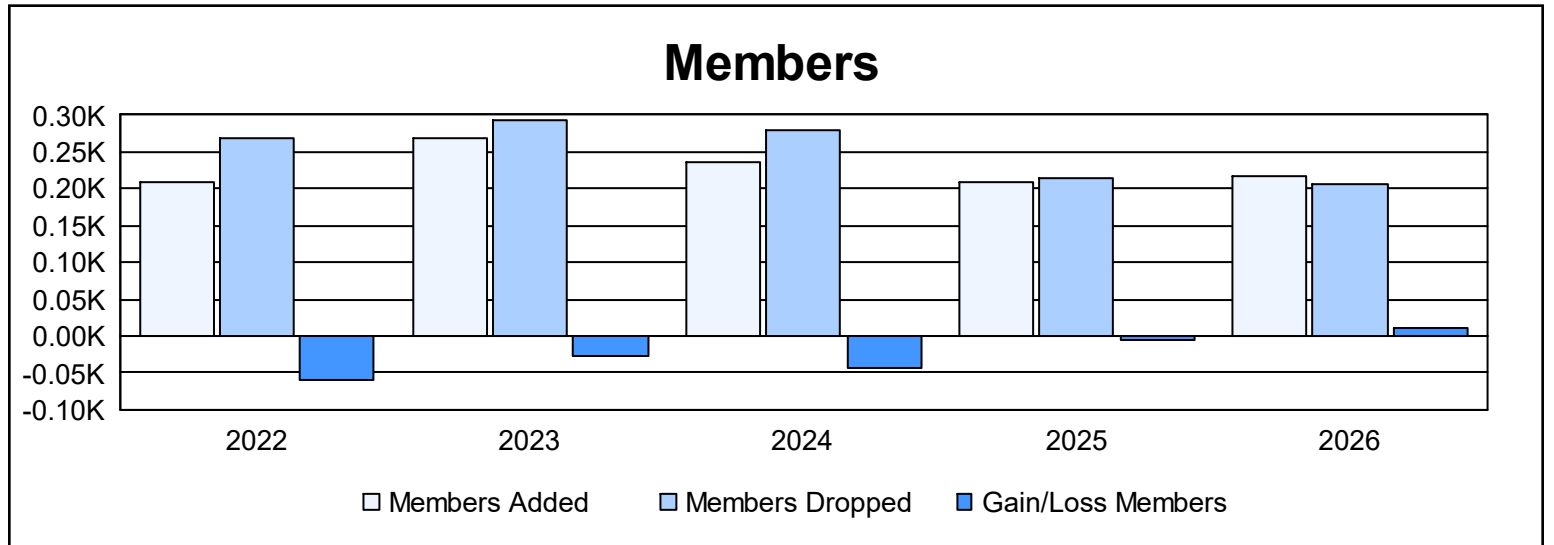
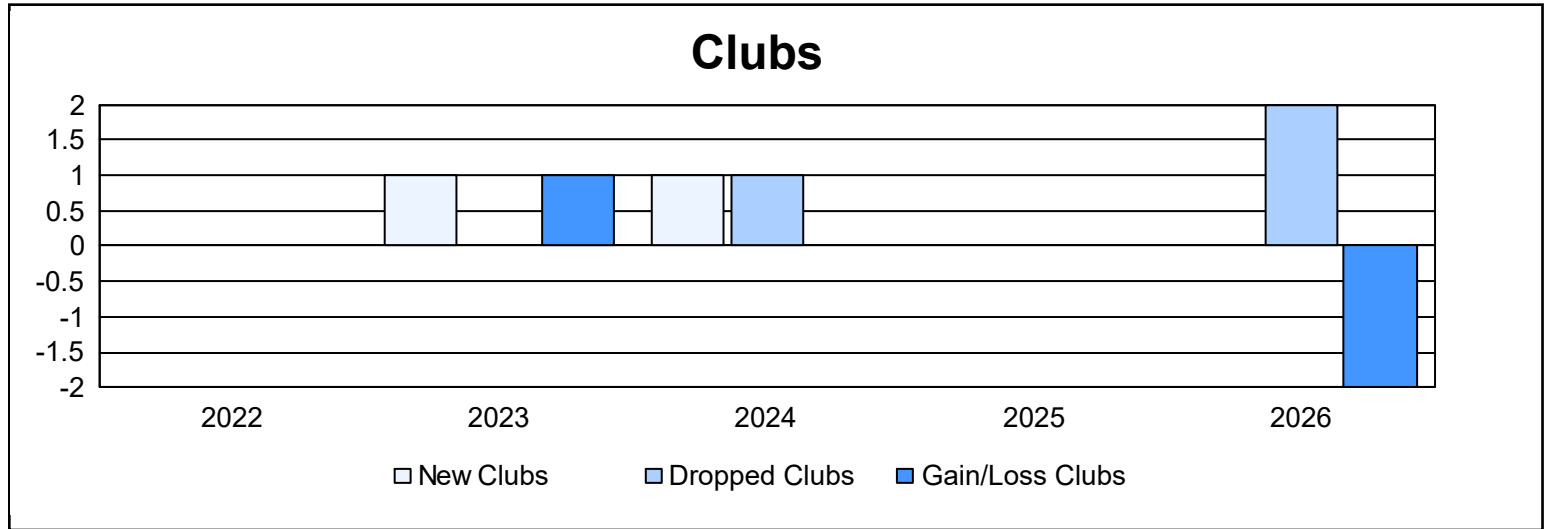
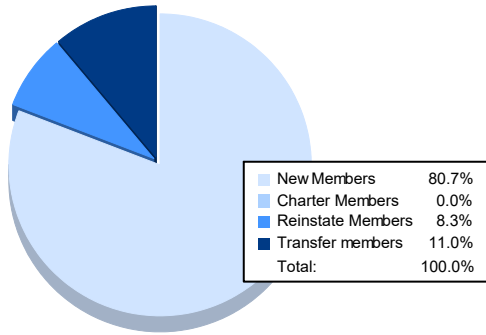


Year	New Clubs	Dropped Clubs	Gain/ Loss Clubs	New Members	Charter Members	Reinstate Members	Transfer Members	Total Member Added	Total Members Dropped	Gain/ Loss Members
2021-2022	0	0	0	179	2	8	20	209	270	-61
2022-2023	1	0	1	175	40	10	43	268	294	-26
2023-2024	1	1	0	172	25	9	30	236	280	-44
2024-2025	0	0	0	180	0	16	13	209	215	-6
2025-2026	0	2	-2	176	0	18	24	218	207	11
<b>Average</b>	<b>0</b>	<b>1</b>	<b>0</b>	<b>176</b>	<b>13</b>	<b>12</b>	<b>26</b>	<b>228</b>	<b>253</b>	<b>-25</b>



### Membership Composition April 2026 Cumulative



### Gender Composition April 2026 Cumulative

